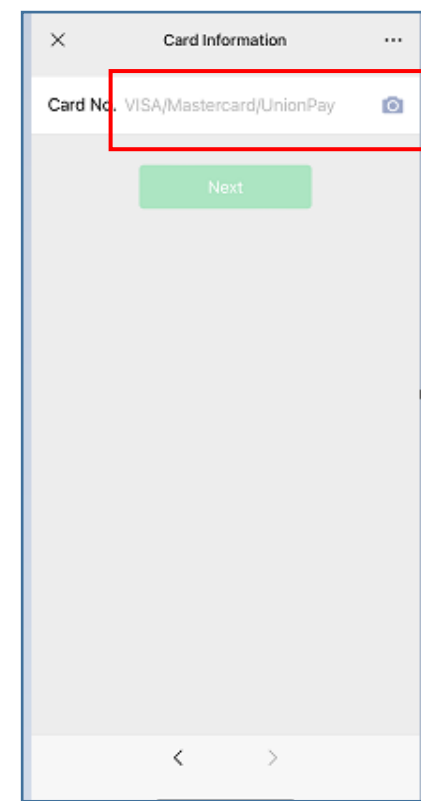
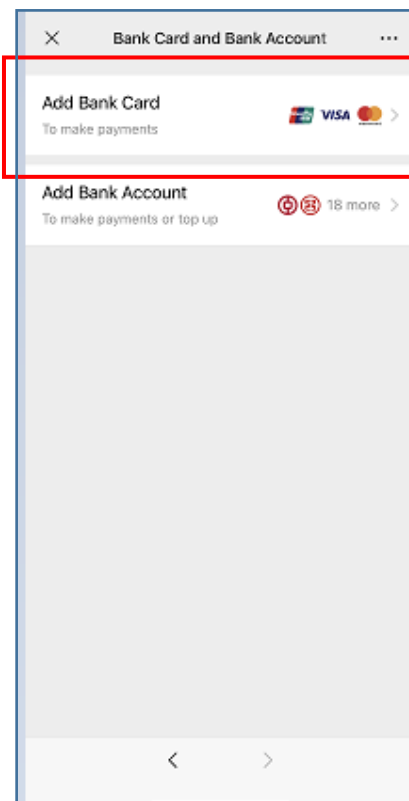

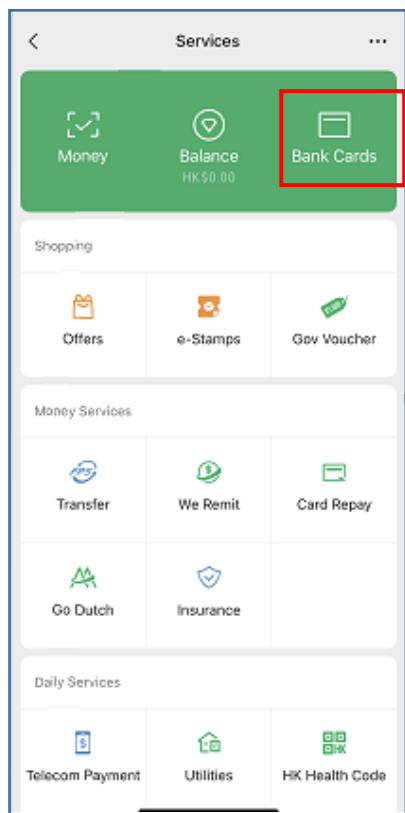


## How to add your Chong Hing Credit Card to the WeChat Pay HK App

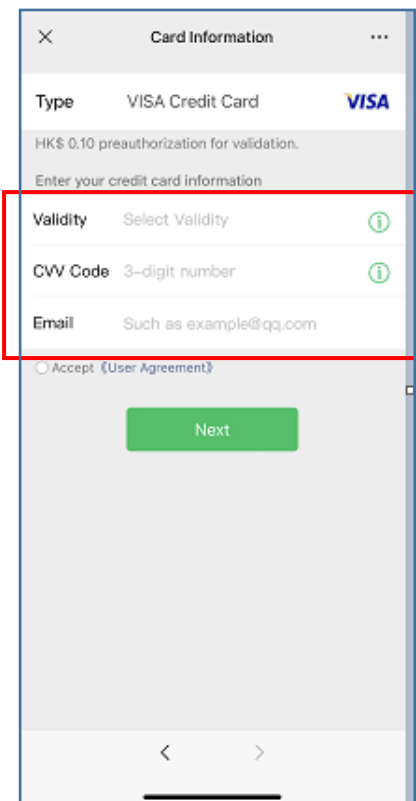


1. Go to "Services" and  
Select "Bank Cards"


2. Select "Add Bank Card  
or Bank Account"

3. Select "Add Bank Card"

4. Enter your Chong Hing  
Credit Card Number





Card Information

Type VISA Credit Card 

HK\$ 0.10 preauthorization for validation.

Enter your credit card information

Validity Select Validity 

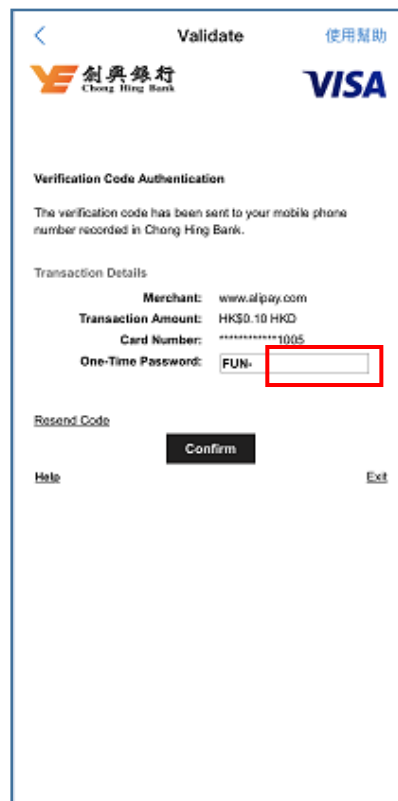
CVV Code 3-digit number 



Email Such as example@qq.com

Accept (User Agreement)

Next

5. Enter Chong Hing  
Credit Card information



Validate   使用幫助

**Verification Code Authentication**

The verification code has been sent to your mobile phone number recorded in Chong Hing Bank.

Transaction Details

Merchant: www.alipay.com

Transaction Amount: HK\$0.10 HKD

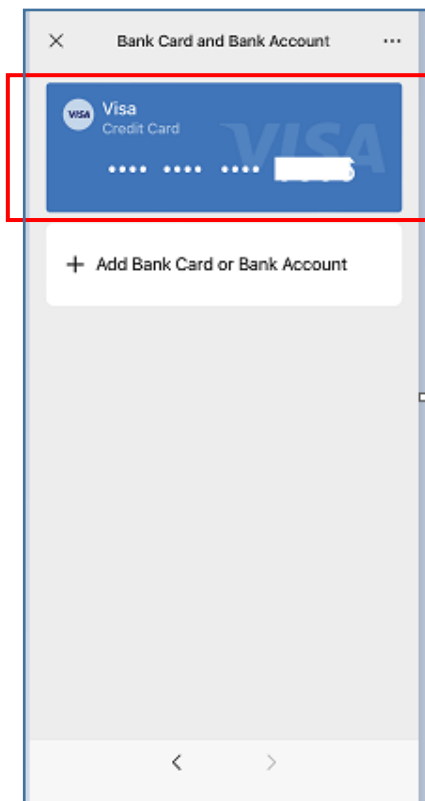
Card Number: \*\*\*\*\*1005

One-Time Password: FUN-


Resend Code

Help [Exit](#)

6. Enter one-time  
password to verify your  
mobile phone number



Bank Card and Bank Account



+ Add Bank Card or Bank Account

7. Adding completed. Check the  
added Chong Hing Credit Card  
in "Bank Card"